

Prometheus

Passion & Excellence, Est. 1992

Lighter Maintenance Manual



Prometheus

Passion & Excellence, Est. 1992

Prometheus offers a complete collection of accessories for cigar lovers: ashtrays, leather cases, cutters, humidors and lighters. Our sister company, God of Fire, Inc., offers highly sought after cigars: Angelenos, Fuente Aged Selection, God of Fire and Sencillo. However, in 1992, we started out as a lighter company, and the lighter segment of our business has a very special place in our heart. The history of Prometheus lighters represents cutting-edge designs and groundbreaking innovations.

After 18 years, we have become the oldest premium lighter company in the U.S. Everyone at Prometheus is still very passionate about making lighters and excited about continuing our tradition of innovation. We do not make disposable products. Our lighters are built to last and can be repaired. They are timeless classics. You can count on us that we will be here to serve you for many years to come.



1992
Victor



1995
Neptune & Renoma



1997
Robusto & Esplendido



1998
Magma



1999
Legend



2001
Gladiator S



2006
Traveler




2010
Magma T

Prometheus

Passion & Excellence, Est. 1992

Timeless Classic. Built to Last.



Prometheus Lighter Maintenance Manual



1. Extinguish the flame of your lighter.
2. In order to prevent an unexpected high flame after refilling, turn the flame height adjuster on the bottom of the lighter to the lowest setting by turning the adjuster clockwise with a small screwdriver.
3. Take the air out of the gas tank by pressing the refill inlet valve with a small screwdriver until no hissing sound is heard. Hold the lighter away from face when taking the air out. The air in the gas tank prevents butane gas from being injected into the gas tank properly and causes the lighter to malfunction. If butane gas comes out of the inlet valve when the inlet valve is pressed, stop bleeding the gas tank immediately. In this case, the gas tank is filled with butane gas.
4. Refill the lighter in an upside down position as shown above.
5. After shaking the butane gas refill can, press the stem of the refill can directly onto the refill inlet valve on the bottom of the lighter and let butane gas go into the gas tank for about 10 seconds.
6. Do not ignite lighter for about 2 minutes until the butane gas in the gas tank reaches room temperature.
7. Open the flame height adjuster by a quarter turn at a time by turning counter-clockwise until the flame height reaches the desired level. Hold the lighter away from face when igniting. If the flame height adjuster is turned up too high, the lighter will not ignite and you will hear a hissing sound. If this happens, lower the adjuster by turning clockwise.
8. If the gas tank is empty, refill rather than turning the flame height adjuster higher.

II. Adjusting Flame Height The low or weak flame is caused by: 1) the empty gas tank, or 2) the low flame height setting.

If the gas tank is empty, refill rather than turning the flame height adjuster higher. When the gas tank is empty, turning the flame height adjuster higher will cause the lighter to malfunction.

If the gas tank is full and your lighter ignites a weak or low flame, turn up the flame height adjuster on the bottom of the lighter to the desired level. Make sure to extinguish your lighter before turning the flame height adjuster.

High flame is dangerous to the safety of users as well as damaging to the proper functioning of the lighter. If the flame height adjuster is turned up too high, the lighter will not ignite and you will hear a hissing sound. If this happens, lower the adjuster immediately.

Inside of the lighter, there is a built-in stopper which sets the maximum and minimum levels of the flame height.

Prometheus Lighter Maintenance Manual

Please do not try to turn the adjuster beyond the preset maximum and minimum levels. If you force the adjuster to turn, you will damage the built-in stopper and your lighter will malfunction. Please note that the excessively, frequent adjustment of flame height can damage the lighter. Please refer to Figure 1 above for the adjustment illustration.

III. Falling Ashes will clog up your lighter. In lighting your cigar or cigarette, please do not put them into the burning flame of the lighter. This will cause the ashes to fall into the flame hole of the lighter and clog up the lighter. Light them with the top tip of the flame. When you carry your lighter, make sure that the inside of your pocket is clean in order to prevent the flame hole from clogging up. Also, periodically, clean the flame hole with compressed air, which can be purchased at computer stores.

IV. Construction There are three types of Prometheus lighters: **Electronic Piezo, Flint,** and **Torch Flame lighters.** If you would like to know the type of your Prometheus lighter and its construction, visit our web site:

<http://www.prometheuskp.com/construction.htm>

V. Care and Handling of Prometheus Torch Flame Lighters (If your Prometheus lighter is not a torch flame lighter, you do not have to read this section.)

Your cigar or cigarettes should be lit with the top tip of the flame which is about one inch (25 mm) away from the flame hole. Do not put cigar or cigarette into the burning flame in order to prevent the ashes from falling into the flame hole and clogging it up.

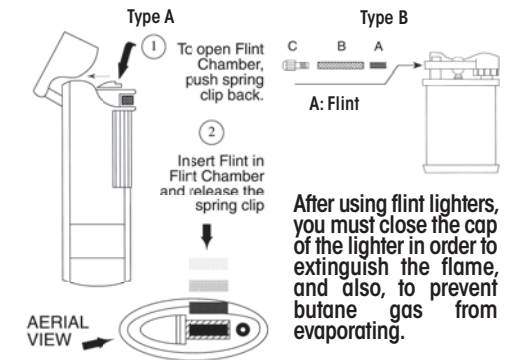
Even though Prometheus Torch Flame lighters generate one-inch high flame, the lighter flame is barely visible. Consequently, keep your torch lighter away from your face when igniting.

Note that Prometheus torch flame lighters might not ignite properly in a high altitude region (such as Mexico City, Swiss Alps, and Colorado and New Mexico of U.S.A.). The paucity of oxygen at a high altitude prevents the electronic piezo of the lighter from functioning properly. Use Prometheus flint lighters in a high altitude region.

VI. Care and Handling of Prometheus Flint and Electronic Piezo Lighters

(If your Prometheus lighter is not a flint or electronic piezo lighter, you do not have to read this section.) If you are using **Prometheus flint lighters**, you need to put a new flint time to time when the lighter flint wears out. Prometheus flints can be purchased at premium tobacco shops worldwide.

See below for the flint replacement instructions. Be sure that your lighter is fully extinguished before replacing flint.



After using flint lighters, you must close the cap of the lighter in order to extinguish the flame, and also, to prevent butane gas from evaporating.

Like Prometheus torch flame lighters, Prometheus electronic piezo lighters might not function properly at a high altitude. Please use Prometheus flint lighters if you reside in high-altitude cities.

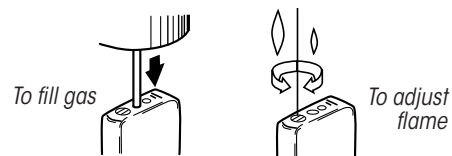
VII. Protecting Outer Case Finish The outer case of Prometheus lighters are finely finished. In order to preserve the aesthetics of the outer case, do not carry lighter with coins or keys. Any damage to the outer case such as scratch is not covered by the Prometheus Limited Two Year Warranty.

VIII. Do-It-Yourself Maintenance Guide We stand behind the quality of our Prometheus lighters by offering the Prometheus Limited Two Year Warranty. If you cannot correct the malfunctioning of your Prometheus lighter by following the maintenance table below, return your lighter directly to Prometheus Service Center for the warranty/repair service. Please follow the return instructions outlined in the warranty information.

PROBLEM	POSSIBLE CAUSE	SOLUTION
Lighter will spark but will not ignite.	Empty gas tank	Refill lighter
	Low-setting of flame adjuster.	Set flame height adjuster higher
	Mechanical malfunctions	Return for repair
Lighter will not spark.	Mechanical malfunctions	Return for repair
Flame jumps.	Air in gas tank	Bleed the tank
	Mechanical malfunctions	Return for repair
Lighter makes hissing sound.	Gas tank leaks	Return for repair
	Flame height is too high	Set flame height adjuster lower

REFILLING INSTRUCTIONS

Figure 1 **CAUTION:** Do not refill close to an open flame!



Maintenance Tips for Torch Flame Lighters

Cleaning Flame Holes and Aligning Electronic Piezo Wire

The **Torch flame Lighters** have become the ultimate lighting instrument for many cigar smokers worldwide. Here are the quick maintenance tips for how to maintain the torch flame lighters on your own. Using these simple maintenance tips, you will be able to trouble-shoot most of the lighter problems, and do not inconvenience yourself with sending your lighter to Prometheus Service Center for repair.

I. The number one cause for the malfunction of the lighter is the clogged flame holes where the flame comes up. When you light your cigars or cigarettes, do not put them into the burning flame in order to prevent the ashes from falling into the flame holes of the lighter. **If the flame holes are clogged, blow the compressed air into them in order to clean up the clogged flame holes.** The compressed air can be purchased at office supply and computer stores.



Clogged Flame Holes Properly Maintained

The picture on the left side shows what happens to the lighter when cigars or cigarettes are lighted too close to the flame holes. The falling ashes clog up the flame holes of the lighter. Periodically, clean the flame holes with compressed air, which can be purchased at office supply stores.




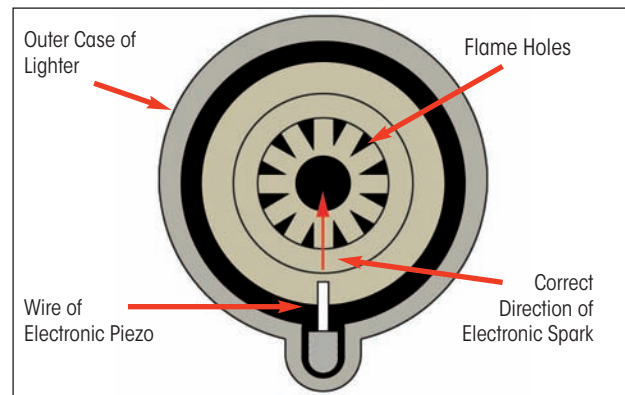
Compressed Air can be purchased at computer stores.



Too Close To Flame One Inch Away from Flame Hole

In lighting cigars or cigarettes, light them with the top tip of the flame. Put your cigar 1 inch (25 mm) away from the flame holes. The best way to light your cigar is to light it with the heat from the flame but not with the flame itself so that you will not scorch the wrapper leaf of your cigar.

II. The second most common cause of the lighter malfunction is the misalignment of the electronic piezo wire. The electronic piezo shoots out an electronic spark via its wire. When this electronic spark is shot directly to the upcoming butane gas, the flame is ignited. After the lighter is dropped to the ground many times or used for an extensive period of time, the position of the electronic piezo wire sometimes moves and becomes misaligned. When this happens, the electronic spark will not be shot directly to the center flame hole where the butane gas comes up and the flame will not be ignited.



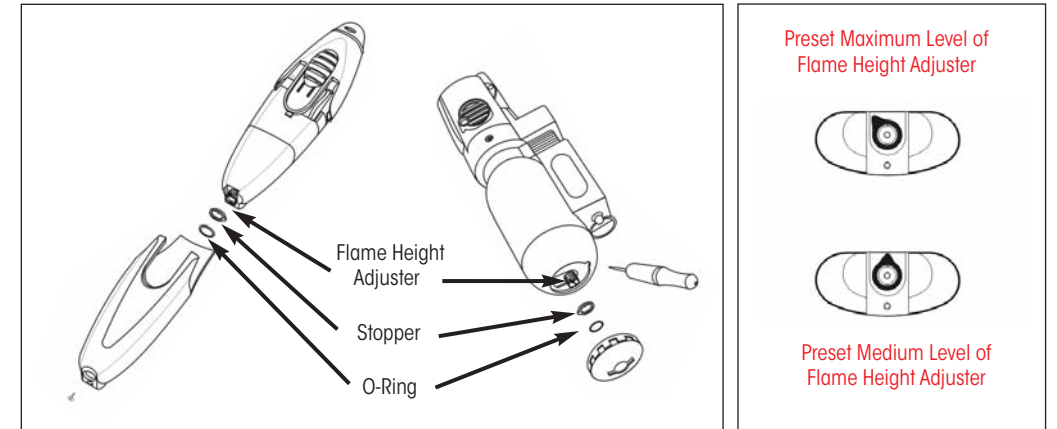
Click the ignition button and watch which direction the electronic spark is going. **If the spark is not going straight to the center flame hole as the RED ARROW direction above, use a ballpoint pen or a small screwdriver to GENTLY and CAREFULLY nudge the wire so that the electronic spark is going to the right direction.**

If the spark is not going to the center flame hole even after adjusting the wire position, the electronic piezo of your lighter might have to be replaced and you will have to send your lighter to Prometheus Service Center for repair service.


Maintenance Tips for Torch Flame Lighters

Adjusting Stopper Setting

III. If the flame of your Torch Flame lighter comes up low or does not come up at all, try adjusting the stopper setting. After you use Prometheus Torch Flame lighters for a certain period of time, the flame height might get shorter than your desired level or the flame will not come up any more even though you fill up the gas tank and turn up the flame height adjuster all the way to the maximum. This happens when the pressure of the gas tank drops. In this situation, do not try to turn the adjuster beyond the preset maximum level. If you force the adjuster to turn, you will damage the built-in stopper and your lighter will malfunction. Instead, open up the bottom of the lighter and take out **Rubber O-Ring** and **Stopper**. After this, adjust the flame height to your desired level and then, put **Stopper**, **O-Ring** and **Outer Case** back together. Turn the flame height adjuster by a quarter turn at a time until it reaches your desired level. **Be extremely cautious about the flame shooting up too high and do not turn the adjuster more than a quarter turn at a time. Hold away from your face while lighting.**



1. Unscrew the screw which holds the bottom cover to the gas tank.



2. Pull out the bottom cover from the lighter to get to the O-Ring and Stopper.



3. Remove the O-Ring from the Flame Height Adjuster.



4. Remove the Stopper below the O-Ring.



5. Turn the Flame Height Adjuster by a quarter turn at a time to the desired level.



6. Check the flame height before you put the Stopper, O-Ring and bottom cover back together.

Are Lighters Perishable?

Lighters are susceptible to mechanical malfunction if they are not used for a long period of time.

First, if a lighter is unused for a long period of time, Rubber O-Ring (A) around Refill Inlet Valve (B) will start disintegrate -- see the picture on the right for the illustration of the lighter parts. Rubber O-Ring hardens and the gas tank will leak from Refill Inlet Valve.

Furthermore, Molt Pran (C), which controls flame height, will also lose its effectiveness. Molt Pran is made out of a material similar to sponge and is inserted between Flame Height Adjuster (D) and Gas Nozzle (E), which is connected to Burner Cylinder (F). Depending on the setting of Flame Height Adjuster, Molt Pran is squeezed with a different level of pressure and controls how much gas goes up through Gas Nozzle (E).

If the lighter is not used for a long period of time, Molt Pran hardens. If this happens, you can no longer adjust the flame height. Furthermore, hardened Molt Pran blocks butane gas from going up through Gas Nozzle (E) and you will not be able to ignite your lighter.

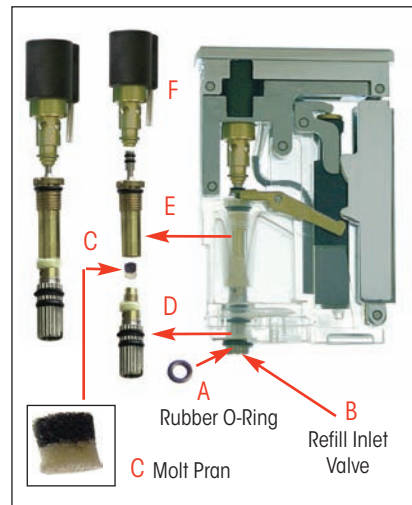
In order to prevent the above from happening, we strongly recommend you to periodically (once every three months) perform the following, simple maintenance procedures:

1) Drain and refill the gas tank in order to prevent Rubber O-Ring from hardening

2) After draining and refilling the gas tank, ignite the flame several times at the different settings of Flame Height Adjuster. This will prevent Molt Pran from hardening.

If the lighter is used regularly, all the lighter parts maintain their effectiveness.

We highly recommend our dealers to sell the Prometheus lighters within 12 months from their purchase date. The collectors of the Prometheus lighter are recommended to use their Prometheus lighters periodically in order to prevent them from malfunctioning.



Shipping Date Label on Lighters

In order to help our authorized Prometheus dealers better manage their inventory of Prometheus lighters, starting in May 2009, we have been shipping them with a label showing "Shipping Date." On the back of the lighters, you will find a white label printed with "Inspect Month/Year" which indicates when we shipped them to you.



As we informed you, the lighters are perishable goods. You must maintain them properly in order to prevent them from malfunctioning. Periodically (every 3 months), please drain butane gas from all your lighters, refill them and check whether they ignite properly. Also, adjust the flame setting so that the flame height is not too high or low. This will ensure that when your customer lights it up to make his purchase, your Prometheus lighter will fire up correctly and you will be able to make the sale.



Lighters that are built to last

After 8 years, this Prometheus lighter is still going strong and it can even be repaired.



Wayne Sanders with his Prometheus Legend lighter

When Wayne Sanders received a Prometheus Legend lighter 8 years ago as a gift from his employees, he never realized how much he would come to love it or still be using it a decade later. "Up until then the only lighter I'd ever used was a Bic," he said. "I don't know that I would have bought myself a lighter as expensive as the Legend, but now I could never go back."

"The flame's so powerful you can weld with it," he continued. "You can be in a hurricane or in a desert and it still lights your cigar. That's important to me. You can pay \$20 for a cigar and it's all wasted if you don't get a good light."

Sanders found that unlike the inexpensive lighters he'd been using, his Legend could be serviced at a local dealer. Eight years later, with just a bit of occasional maintenance, it was still working. Finally, though, it seemed his favorite lighter's service was at an end.

"A local repairman told me 'Your lighter is toast,'" he said. "But it occurred to me that most premium products can be serviced. So I contacted Prometheus to see if they could fix it, and they said, 'Sure, just send the lighter.'" A few weeks later, his repaired lighter was back on the golf course with him, working just like new.

Sanders, the owner of Coaches Choice (www.coacheschoiceonline.com), a sports and corporate apparel company in Fargo, North Dakota, is glad to have his Legend back: "Whether it's golf or deer hunting or whatever, that lighter has always been a highlight for the group. My buddies are always asking to use it."

The Prometheus Legend lighter was launched in 1999. Since then, it has been one of our best selling lighters. In 2008, we changed the single torch flame to triple.



Lighters that can be repaired

It's so great to have my favorite lighter back and working like new.

I have two Prometheus lighters (Churchill and Sledge S), both given to me by my wife five years ago. I love using these lighters because they work so well, and of course have great sentimental value as well.

Recently, my Sledge S stopped working. I didn't want to throw away something I cherish so much. That's why I was so happy to find out that Prometheus lighters can be repaired and that Prometheus Service Center was willing to repair them!

It's so great to have my favorite lighter back and working like new.

I believe very much in the sentiment that we live in a disposable world full of things. Perhaps, it is our fault as consumers. We constantly push for the latest, cheapest, and newest thing out with no regard for quality or even need. Obviously, this practice is not ecologically sound, and I think it saps a little bit of our souls, too.

It is getting harder and harder to find people who can appreciate true craftsmanship. I've always believed that you do not have to understand art to appreciate it, and this concept carries over to quality of work as well as materials. When you can feel the love that was put into something, it is no longer disposable.

Thank you very much for fixing my lighter and making such a well-crafted, quality product!

Stan Kaplan
Los Angeles, California

Stan Kaplan is the founder and CEO of Speedcraft Composites (www.speedcraftcomposites.com) which wraps the parts of high-end automobiles with carbon fiber, and repairs damaged carbon fiber parts.



Stan Kaplan with his Prometheus Sledge S lighter



Prometheus Sledge S lighter

Limited Two Year Warranty

Please do not return the lighter to the store but directly to
Prometheus Service Center for the warranty service.

Prometheus International, Inc. offers a limited warranty and warranty service on your lighter, as described below. We therefore ask that you return the product to Prometheus Service Center rather than to the store in the event of a malfunction.

Prometheus Lighters covered by Limited Warranty: Prometheus International, Inc. warrants that if your Prometheus lighter malfunctions within two years from the date of original retail purchase, Prometheus will repair it upon submission of the lighter to Prometheus Service Center with the copy of the original purchase receipt and payment of a shipping and handling fee, as described in the section entitled "Table of Shipping & Handling and Repair Fees."

Prometheus Lighters without Warranty: Prometheus International, Inc. will repair your "warranty-period-expired", "not-covered-by-warranty" and "discontinued" Prometheus lighter for \$25.00 if it can be repaired. Please enclose a check or money order of \$25.00 in sending your Prometheus lighter. However, Prometheus Service Center reserves its right to charge additional amount for repairing "warranty-period-expired", "not-covered-by-warranty" and "discontinued" Prometheus lighters. Upon receiving your lighter, Prometheus Service Center will contact you if any additional repair charge is required. If we cannot repair your lighter, we will send it back to you with your payment.

If your Prometheus lighter is a discontinued model and two years have passed since the official discontinuation date, your Prometheus lighter is out of warranty. Prometheus International, Inc. will repair it upon submission of the lighter to Prometheus Service Center with a repair fee of \$25.00. The list of discontinued models and their official discontinuation dates are found in our web site: <http://www.prometheuskkp.com/discontinued.htm>

Exclusions:

1. This limited warranty does not cover the outer case mechanism and finish of your lighter (e.g., cap, hinge, etc.).
2. This limited warranty may be enforced only by the first consumer user; all subsequent purchasers acquire the lighter "as is" without any benefit of this limited warranty.
3. This limited warranty does not cover damage resulting from accident, misuse, abuse, tampering, neglect, or from other than normal and ordinary use of your lighter.
4. This limited warranty does not cover damage resulting from failure to clean or use your lighter in accordance with the manufacturer's instructions.
5. This limited warranty does not cover damage resulting from repair or attempted repair by anyone other than the Prometheus Service Center.

Limitation of Implied Warranties and Exclusion of Certain Damages: PROMETHEUS INTERNATIONAL, INC. DISCLAIMS LIABILITY FOR INCIDENTAL AND CONSEQUENTIAL DAMAGES FOR BREACH OF ANY EXPRESS OR IMPLIED WARRANTY, INCLUDING ANY IMPLIED WARRANTY OF MERCHANTABILITY, WITH RESPECT TO YOUR LIGHTER. THIS WRITING CONSTITUTES THE ENTIRE AGREEMENT OF THE PARTIES WITH RESPECT TO THE SUBJECT MATTER HEREOF; NO WAIVER OR AMENDMENT SHALL BE VALID UNLESS IN WRITING SIGNED BY PROMETHEUS INTERNATIONAL, INC. Some states do not allow the exclusion or limitation of consequential damages, so the above limitation or exclusion may not apply to you.

How to Obtain Warranty Service: Please do not return the lighter to the store where you purchased it, but return it directly to the Prometheus Service Center. Drain all gas from your lighter and package it properly so that it will not be damaged during shipment. Prometheus Service Center recommends that you insure the shipment of your lighter and request proof of delivery. Prometheus Service Center is not responsible for lost, late, damaged, misdirected, or postage-due mail. For customers residing in the U.S., we recommend using FedEx and UPS Regular Ground Service, or US Mail with Delivery Proof to ship the lighter to Prometheus Service Center so that you can track the package.

Please submit with the lighter with a copy of the original proof of purchase, the shipping and handling fee, the address to which the repaired lighter should be returned, your e-mail address, and daytime telephone number. Failure to include the required fee will result in a SIGNIFICANT delay in the repair service. The address of Prometheus Service Center is:

Prometheus Service Center
6231 Bandini Blvd., Commerce, CA 90040-3113, USA
Facsimile: (323) 869-9288
E-mail: Prometheus@prometheuskkp.com

Please reference the following chart to determine the appropriate shipping & handling and repair fees, and acceptable form of payment.

Table of Shipping & Handling and Repair Fees

Warranty Service Circumstances	S&H Fee / Payment Fee	Acceptable forms of Payment
Within 45 days of purchase and with a dated purchase receipt.	\$0	Not Applicable
Return address within the U.S. Within 2 years after purchase but more than 45 days after purchase. With a dated purchase receipt showing the purchase date within 2 years.	\$9	Check or money order made out to Prometheus Service Center.
Return address within the U.S. Within 2 years after purchase but more than 45 days after purchase date. Without a dated purchase receipt showing the purchase date within 2 years.	\$15	Check or money order made out to Prometheus Service Center.
Return address within the U.S. 2 years after purchase. Not covered by warranty. 2 years after discontinuation date.	\$25	Check or money order made out to Prometheus Service Center.
Return address outside the U.S. Within 2 years after purchase but more than 45 days after purchase date.	\$15	Credit card payment -- submit information regarding credit card holder, billing address, credit card number, and expiration date.
Return address outside the U.S. 2 years after purchase. Not covered by warranty. 2 years after discontinuation date.	\$25	Credit card payment -- submit information regarding credit card holder, billing address, credit card number, and expiration date.

Please note that if Prometheus International, Inc. has to contact you to remind you to submit the above fee after you have sent your lighter for warranty service, you will be charged an additional \$5 administrative fee.


Do not return your lighter in its original Prometheus gift box. The gift box will not be returned after the warranty service.

If you would like to check the status of your lighter warranty service, please submit your inquiry via the warranty status form, http://www.prometheuskkp.com/warr_inquiry.htm, or email or fax it to Prometheus Service Center with your name, the address to which you requested the lighter be returned, and the date on which you sent your lighter for warranty service. Note that we will respond to your status inquiry if you sent your lighter 30 days prior to your inquiry.

WARNING: KEEP OUT OF REACH OF CHILDREN. Lighter contains butane gas under pressure. Extremely flammable. Do not use near fire or flame. Do not puncture, incinerate, or expose to temperature above 120°F (49°C) or prolonged sunlight. Never leave lighter on dashboard or near window shelf of any vehicle. Hold away from face and clothing while lighting. **CAUTION: Make sure the flame is extinguished after use.**

Prometheus

Passion & Excellence, Est. 1992



Prometheus stole fire from Zeus, the king of Olympian Gods, to give it to mankind. Enraged Zeus ordered Prometheus to be bound to a desolate rock and attacked by an eagle. Prometheus was punished for his love of mortals. The above painting, Prometheus Bound, portrays his unwavering endurance of suffering. Prometheus is a courageous hero for mankind, and also known as God of Fire.

Prometheus International, Inc.

6231 Bandini Boulevard, Los Angeles, California 90040-3113, U.S.A.
Telephone (323) 869-9200 Facsimile (323) 869-9288 www.prometheuskkp.com